

Information Barriers

What are information Barriers

Information Barriers are policies that you set up in order to make sure that users are not allowed to share information with each other. Its not about protecting files at rest or files intransit it's about putting up walls inside your tenant to block on segment of your tenant from accessing information from another segment.

It is even more restrictive than sensitivity labels and other security options used for protecting data

Segments can be set up based on group membership, departments or other selected account attributes
(Segments are sets of users that are defined in the Microsoft 365 compliance center using a selected **user account attribute**)

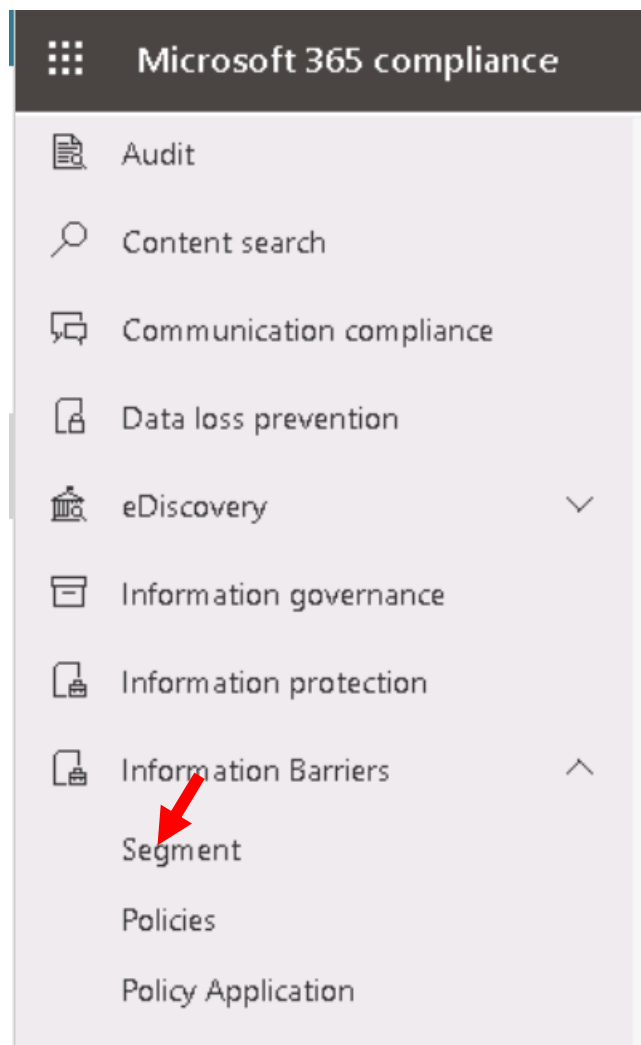
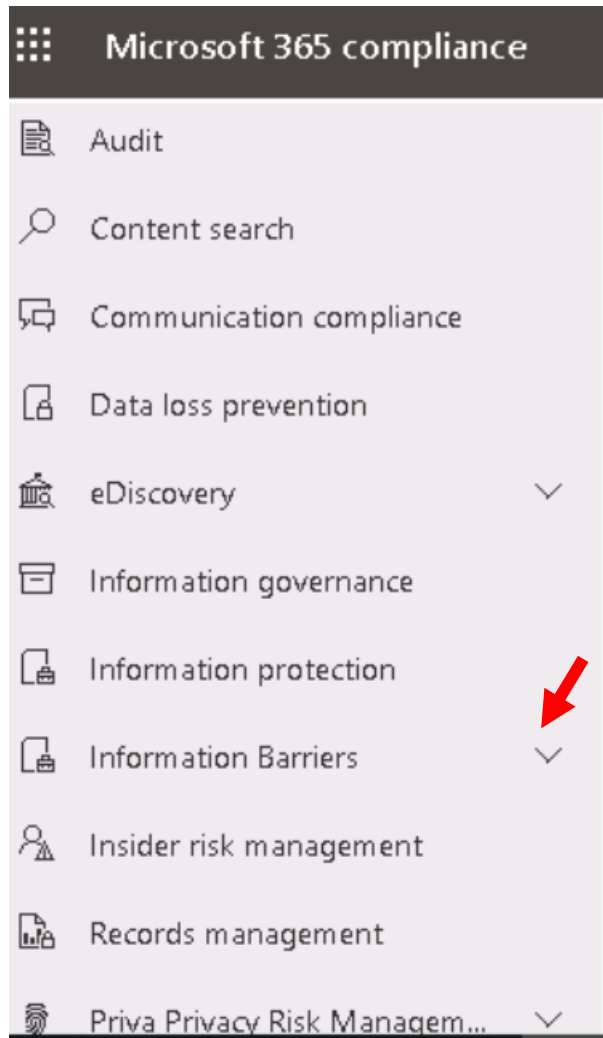
License prerequisites for Information Barriers

- ☐ Microsoft 365 E5/A5/G5
- ☐ Microsoft 365 E5/A5/G5 Compliance
- ☐ Microsoft 365 E5/A5/G5 Insider Risk Manage
- ☐ Office 365 E5/A5/G5

Information barrier policies determine communication limits or restrictions. When you define information barrier policies, you choose from two kinds of policies:

- *Block* policies prevent one segment from communicating with another segment.
- *Allow* policies allow one segment to communicate with only certain other segments.

Policy application is done after all information barrier policies are defined, and you are ready to apply them in your organization.



Click to go back (Alt+Left arrow), hold to see history

https://compliance.microsoft.com/ibsegments

Microsoft 365 compliance

Audit

Content search

Communication compliance

Data loss prevention

eDiscovery

Information governance

Information protection

Information Barriers

Segment

Policies

Policy Application

Segments (preview)

Remove from navigation

In addition to your initial list of policies, make a list of segments for your organization.

+ New segment

Refresh

0 items

Name	Last modified ...	Last modified
No data available		



App launcher

barrier > Segment > Create segment



Name



User group filter



Review your settings

Provide a segment name

Name *

Marketing Department

Next



App launcher

Information barrier > Segment > Create segment



Name



User group filter



Review your settings

Add user group filter



Please make sure there is at least one user group filter with value.



User group filter



Add ✓



Back

Next

← → ↻ <https://compliance.microsoft.com/ibsegments>

Microsoft 365 compliance


Information barrier > Segment > Create segment


☒ Name



☒ **User group filter**

☐ Review your settings

Add user

 Please make sure you have the correct user group selected.

 **User group filter**


 **Add** 

Back

Member of

Company

User principal name

Location 

Department

Usage location

Mail nickname

Physical delivery office name

Postal code

Proxy address

Street address

Target address

Mail



Information barrier > Segment > Create segment



Name



User group filter



Review your settings

Please make sure there is at least one user group filter with value.

User group filter

Department

Equal

Marketing

*

Add condition

Add

Back

Next

Cancel



Information barrier > Segment > Create segment



Name



User group filter



Review your settings

Summary

Name

Marketing Department

[Edit](#)

User group filter

Department -eq 'Marketing'

[Edit](#)

Back

Submit

Cancel

Information barrier > Segment > Create segment

- ✓ Name
- ✓ User group filter
- ✓ Review your settings

✓ Segment created

Information barrier segment has been created.

Done



Audit



Content search



Communication compliance



Data loss prevention



eDiscovery



Information governance



Information protection



Information Barriers



Segment

Policies

Policy Application

Segments (preview)



Remove from navigation

In addition to your initial list of policies, make a list of segments for your organization.



New segment



Refresh

1 item

Name

Last modified ...

Last modified

Marketing Department

MOD Adminis...

Mar 26, 2022 5:58 PM



Name



User group filter



Review your settings

Provide a segment name

Name *

IT

Next

Click to go back (Alt+Left arrow), hold to see history

Microsoft 365 compliance

Information barrier > Segment > Create segment

☒ Name

☒ **User group filter**

☐ Review your settings

Add user

Please make sure you have the correct permissions to add users.

User group

Add

Back

- Member of
- Company
- User principal name
- Location
- Department
- Usage location
- Mail nickname
- Physical delivery office name
- Postal code
- Proxy address
- Street address
- Target address
- Mail



Name



User group filter



Review your settings

Add user group filter



Please make sure there is at least one user group filter with value.



User group filter



Department



Equal



IT



Add condition

Back

Next

Cancel



Information barrier > Segment > Create segment



Name



User group filter



Review your settings

Summary

Name

IT

[Edit](#)

User group filter

Department -eq 'IT'

[Edit](#)

Back

Submit





Information barrier > Segment > Create segment



Name



User group filter



Review your settings



Segment created

Information barrier segment has been created.



Done

Audit

Content search

Communication compliance

Data loss prevention

eDiscovery

Information governance

Information protection

Information Barriers

Segment

Policies

Policy Application

Segments (preview)

[Remove from navig](#)

In addition to your initial list of policies, make a list of segments for your organization.

[+ New segment](#) [Refresh](#)

2 i

Name	Last modified ...	Last modified
Marketing Department	MOD Adminis...	Mar 26, 2022 5:5
IT	MOD Adminis...	Mar 26, 2022 6:0



Audit



Content search



Communication compliance



Data loss prevention



eDiscovery



Information governance



Information protection



Information Barriers



Segment

Policies

Policy Application

Policies (preview)



Remove from navigation



Create policy



Refresh

0 items

Name

Last modified by

Last modified

Status

No data available



Name

Assigned segment

Communication and colla...

Policy status

Review your settings

Provide a policy name

Name *

Marketing info barrier policy

Next

Cancel

- ✓ Name
- **Assigned segment**
- Communication and colla...
- Policy status
- Review your settings

Add assigned segment details

+ Choose segment

Select assigned segment for this policy

Back

Next

Cancel

Select assigned segment for this policy

 Search segments by name

1 selected

Name



Marketing Department

IT

Add

Cancel

Click to go back (Alt+Left arrow), hold to see history

Microsoft 365 compliance



Information barrier > Policies > Create policy

☒ Name

☒ **Assigned segment**

☐ Communication and colla...

☐ Policy status

☐ Review your settings

Add assigned segment details

+ Choose segment

Marketing Department *

Back

Next

Cancel



- ✓ Name
- ✓ Assigned segment
- **Communication and co...**
- Policy status
- Review your settings

Configure communication and collaboration details

Communication and collaboration *

Select an option

Allowed

Blocked

Back

Next

Cancel



Name



Assigned segment



Communication and co...



Policy status



Review your settings

Configure communication and collaboration details

Communication and collaboration *

Blocked



Back

Next

Cancel



Information barrier > Policies > Create policy



Name



Assigned segment



Communication and co...



Policy status



Review your settings

Communication and collaboration *

Blocked



Choose segment

Select allowed/blocked segments for the policy

Note: Communication (Email, Teams) Collaboration (SharePoint, OneDrive) would be restricted based on this policy

Back

Next

Cancel

Select segments to allow or block

 Search segments by name

1 selected

Name

Marketing Department



IT

Add

Cancel



✓ Name

✓ Assigned segment

● Communication and co...

○ Policy status

○ Review your settings

Communication and collaboration *

Blocked

+ Choose segment

IT

Note: Communication (Email, Teams) Collaboration (SharePoint, OneDrive) would be restricted based on this policy

Back

Next

Cancel



Name



Assigned segment



Communication and colla...



Policy status



Review your settings

Configure policy status

Set your policy to active status



On

Back

Next

Cancel

Information barrier > Policies > Create policy

✓

Name

✓

Assigned segment

✓

Communication and colla...

✓

Policy status

●

Review your settings

Edit

Assigned segment

Marketing Department

Edit

Blocked segments

IT

Edit

Policy status

Active

Edit

Back

Submit



Information barrier > Policies > Create policy



Name



Assigned segment



Communication and colla...



Policy status



Review your settings



Policy created

Information barrier policy has been created.



Done



App launcher



Content search



Communication compliance



Data loss prevention



eDiscovery



Information governance



Information protection



Information Barriers



Segment



Policies

Policy Application

Policies (preview)



Remove from navigation



Create policy



Refresh

1 item

Name	Last modified by	Last modified	Status
Marketing info barrier ...	MOD Administrator	Mar 26, 2022 6:26 PM	Active



Name

Assigned segment

Communication and colla...

Policy status

Review your settings

Provide a policy name

Name *

IT info barrier policy

Next

Cancel



☒ Name


☒ **Assigned segment**

☐ Communication and colla...

☐ Policy status

☐ Review your settings

Add assigned segment details

 **+ Choose segment**

Select assigned segment for this policy

Back

Next

Cancel

Select assigned segment for this policy

 IT Department 

1 selected

Name

Marketing Department



IT

Add

Cancel



Name



Assigned segment



Communication and colla...



Policy status



Review your settings

Add assigned segment details

+ Choose segment

IT

Back

Next

Cancel



Information barrier > Policies > Create policy

- ✓ Name
- ✓ Assigned segment
- **Communication and co...**
- Policy status
- Review your settings

Communication

Blocked

+ Choose

Select allowed

Note: Commu

Back

Select segments to allow or block

Search segments by name

1 selected

Name

Marketing Department



IT

Add

Cancel



Name



Assigned segment



Communication and co...



Policy status



Review your settings

Communication and collaboration *

Blocked



+ Choose segment

Marketing

Note: Communication (Email, Teams) Collaboration (SharePoint, OneDrive) would be restricted based on this policy

Back

Next

Cancel



- ✓ Name
- ✓ Assigned segment
- ✓ Communication and colla...
- Policy status**
- Review your settings

Configure policy status

Set your policy to active status



On

Back

Next



- ✓ Name
- ✓ Assigned segment
- ✓ Communication and colla...
- ✓ Policy status
- Review your settings**

Summary

Name

IT info barrier policy

[Edit](#)

Assigned segment

IT

[Edit](#)

Blocked segments

Marketing Department

[Back](#)

[Submit](#)



Name



Assigned segment



Communication and colla...



Policy status



Review your settings



Policy created

Information barrier policy has been created.



Done



- Audit
- Content search
- Communication compliance
- Data loss prevention
- eDiscovery
- Information governance
- Information protection
- Information Barriers
 - Segment
 - Policies**
 - Policy Application

Policies (preview)

Remove from navigation

[+ Create policy](#) [Refresh](#)

2 items

Name	Last modified by	Last modified	Status
IT info barrier policy	MOD Administrator	Mar 26, 2022 6:40 PM	Active
Marketing info barrier ...	MOD Administrator	Mar 26, 2022 6:26 PM	Active



Audit

Content search

Communication compliance

Data loss prevention

eDiscovery

Information governance

Information protection

Information Barriers

Segment

Policies

Policy Application

Policy Application (preview)

Apply All Policies

Refresh

3 items

Search

Creation time	Start time	End time	Status	Progress
03/26/2022 18:47:17	03/26/2022 18:...		NotStarted	0
03/26/2022 18:47:15	03/26/2022 18:...		NotStarted	0
03/26/2022 18:47:13	03/26/2022 18:...		NotStarted	0



Information governance

Information protection

Information Barriers

Segment

Policies

Policy Application

Insider risk management

Records management

Privacy Risk Management

Privacy Subject Rights Requests

Policy Application (preview)



▶ Apply all policies

↻ Refresh

4 items

🔍 Search

Creation time	Start time	End time	Status	Progress
03/26/2022 20:12:22	03/26/2022 20:...	03/26/2022 20:44:16	Completed	100
03/26/2022 18:47:15	03/26/2022 18:...	03/26/2022 19:03:38	Completed	100